





05 *flat backs* HOTFIX

Flat Backs Hotfix (HF) are loose crystal elements with a flat reverse side that has been pre-coated with a heat sensitive glue. Flat Backs HF can be easily applied by heat to a range of textile carrier materials and produce a durable and long lasting crystal effect. Flat Backs HF are available in a multitude of colours, shapes and cuts. The most important single item in this product group is the XILION Rose – the most brilliant cut on the market.

flat backs HOTFIX
COLOURS & EFFECTS

Colours



Crystal
001



White Opal
234



Chalkwhite
279



Vintage Rose
319



Light Rose
223



Rose
209



Indian Pink
289



Fuchsia
502



Ruby
501



Padparadscha
542



Sun
248



Fireopal*
237



Hyacinth
236



Light Siam
227



Indian Siam*
327



Siam
208



Dark Siam*
308



Burgundy
515



Light Amethyst
212



Provence Lavender
283



Tanzanite
539



Cyclamen Opal
398



Amethyst
204



Purple Velvet
277



Dark Indigo
288



Cobalt
369



Montana
207



Capri Blue
243



Sapphire
206



Light Sapphire
211



Air Blue Opal
285



Aquamarine
202



Pacific Opal
390



Caribbean Blue Opal
394



Blue Zircon
229



Chrysolite
238



Peridot
214



Fern Green
291



Erinite
360



Emerald
205



Palace Green Opal
393



Olivine
228



Khaki
550



Citrine
249



Light Topaz
226



Jonquil
213



Silk
391



Light Peach
362



Light Colorado Topaz
246



Topaz
203



Smoked Topaz
220



Mocca
286



Sand Opal*
287



Light Grey Opal
383



Greige
284



Black Diamond
215



Jet
280

Effects



Crystal Aurore Boreale
001 AB



Jonquil Aurore Boreale
213 AB



Topaz Aurore Boreale
203 AB



Light Rose Aurore Boreale
223 AB



Light Siam Aurore Boreale
227 AB



Jet Aurore Boreale
280 AB



Blue Zircon Satin
229 SAT



Sapphire Satin
206 SAT



Light Siam Satin
227 SAT



Smoked Topaz Satin
220 SAT



Jonquil Satin
213 SAT



Crystal Moonlight
001 MOL



Crystal Silver Shade
001 SSHA



Crystal Golden Shadow
001 GSHA



Crystal Copper
001 COP



Crystal Red Magma
001 REDM



Crystal Volcano
001 VOL



White Opal Sky Blue**
234 SBL



Crystal Meridian Blue
001 MBL



Crystal Metallic Blue
001 METBL



Crystal Sage
001 SAG



Crystal Tabac
001 TAB



Crystal Metallic Light Gold
001 MLGLD



Crystal Dorado
001 DOR



Jet Nut
280 NUT



Jet Hematite
280 HEM



Crystal Cosmojet*
001 COS

Hotfix Transparent



Crystal Hotfix Transparent*
001 HFT



Crystal Transmission Hotfix transparent
001 TRA HFT



Mint Alabaster Hotfix transparent**
397 HFT

Classic Colours

Exclusive Colours

Numerical Order

001	Crystal	206	Sapphire	234	White Opal	308	Dark Siam*
001 AB	Crystal Aurore Boreale	<u>206 SAT</u>	<u>Sapphire Satin</u>	<u>234 SBL</u>	<u>White Opal Sky Blue**</u>	319	<u>Vintage Rose</u>
001 COP	<u>Crystal Copper</u>	207	Montana	236	Hyacinth	327	<u>Indian Siam*</u>
001 COS	<u>Crystal Cosmojet*</u>	208	Siam	237	<u>Fireopal*</u>	360	<u>Erinite</u>
001 DOR	<u>Crystal Dorado</u>	209	Rose	238	Chrysolite	362	<u>Light Peach</u>
001 GSHA	<u>Crystal Golden Shadow</u>	211	Light Sapphire	243	Capri Blue	369	<u>Cobalt</u>
001 HFT	<u>Crystal Hotfix Transparent*</u>	212	Light Amethyst	246	Light Colorado Topaz	383	<u>Light Grey Opal</u>
001 MBL	<u>Crystal Meridian Blue</u>	213	Jonquill	248	Sun	390	<u>Pacific Opal</u>
001 METBL	<u>Crystal Metallic Blue</u>	213 AB	Jonquill Aurore Boreale	249	Citrine	391	<u>Silk</u>
001 MLGLD	<u>Crystal Metallic Light Gold</u>	<u>213 SAT</u>	<u>Jonquill Satin</u>	277	<u>Purple Velvet</u>	393	<u>Palace Green Opal</u>
001 MOL	<u>Crystal Moonlight</u>	214	Peridot	279	Chalkwhite	394	<u>Caribbean Blue Opal</u>
001 REDM	<u>Crystal Red Magma</u>	215	Black Diamond	280	Jet	<u>397 HFT</u>	<u>Mint Alabaster Hotfix Transparent**</u>
001 SAG	<u>Crystal Sage</u>	220	Smoked Topaz	280 AB	Jet Aurore Boreale	398	<u>Cyclamen Opal</u>
001 SSHA	<u>Crystal Silver Shade</u>	<u>220 SAT</u>	<u>Smoked Topaz Satin</u>	280 HEM	Jet Hematite	501	<u>Ruby</u>
001 TAB	<u>Crystal Tabac</u>	223	Light Rose	<u>280 NUT</u>	<u>Jet Nut</u>	502	<u>Fuchsia</u>
001 TRA HFT	<u>Crystal Transmission Hotfix Transparent</u>	223 AB	Light Rose Aurore Boreale	<u>283</u>	<u>Provence Lavender</u>	515	<u>Burgundy</u>
001 VOL	Crystal Volcano	<u>226</u>	<u>Light Topaz</u>	<u>284</u>	<u>Greige</u>	539	<u>Tanzanite</u>
202	Aquamarine	227	Light Siam	<u>285</u>	<u>Air Blue Opal</u>	542	<u>Padparadscha</u>
203	Topaz	<u>227 AB</u>	Light Siam Aurore Boreale	<u>286</u>	<u>Mocca</u>	550	<u>Khaki</u>
203 AB	Topaz Aurore Boreale	<u>227 SAT</u>	<u>Light Siam Satin</u>	<u>287</u>	<u>Sand Opal*</u>		
204	Amethyst	228	Olivine	<u>288</u>	<u>Dark Indigo</u>		
205	Emerald	229	Blue Zircon	<u>289</u>	<u>Indian Pink</u>		
		<u>229 SAT</u>	<u>Blue Zircon Satin</u>	<u>291</u>	<u>Fern Green</u>		

Alphabetical Order

<u>Air Blue Opal (285)</u>	<u>Crystal Moonlight (001 MOL)</u>	<u>Jet Nut (280 NUT)</u>	<u>Palace Green Opal (393)</u>
<u>Amethyst (204)</u>	<u>Crystal Red Magma (001 REDM)</u>	Jonquill (213)	Peridot (214)
<u>Aquamarine (202)</u>	<u>Crystal Sage (001 SAG)</u>	Jonquill Aurore Boreale (213 AB)	<u>Provence Lavender (283)</u>
<u>Black Diamond (215)</u>	<u>Crystal Silver Shade (001 SSHA)</u>	<u>Jonquill Satin (213 SAT)</u>	<u>Purple Velvet (277)</u>
<u>Blue Zircon (229)</u>	<u>Crystal Tabac (001 TAB)</u>	<u>Khaki (550)</u>	Rose (209)
<u>Blue Zircon Satin (229 SAT)</u>	<u>Crystal Transmission Hotfix Transparent (001 TRA HFT)</u>	Light Amethyst (212)	Ruby (501)
<u>Burgundy (515)</u>	Crystal Volcano (001 VOL)	Light Colorado Topaz (246)	<u>Sand Opal (287)*</u>
<u>Capri Blue (243)</u>	<u>Crystal Volcano (001 VOL)</u>	<u>Light Grey Opal (383)</u>	Sapphire (206)
<u>Caribbean Blue Opal (394)</u>	<u>Cyclamen Opal (398)</u>	<u>Light Peach (362)</u>	<u>Sapphire Satin (206 SAT)</u>
<u>Chalkwhite (279)</u>	<u>Dark Indigo (288)</u>	Light Rose (223)	Siam (208)
<u>Chrysolite (238)</u>	<u>Dark Siam (308)*</u>	Light Rose Aurore Boreale (223 AB)	<u>Silk (391)</u>
<u>Citrine (249)</u>	Emerald (205)	Light Sapphire (211)	Smoked Topaz (220)
<u>Cobalt (369)</u>	<u>Erinite (360)</u>	Light Siam (227)	<u>Smoked Topaz Satin (220 SAT)</u>
<u>Crystal (001)</u>	<u>Fern Green (291)</u>	Light Siam Aurore Boreale (227 AB)	Sun (248)
<u>Crystal Aurore Boreale (001 AB)</u>	<u>Fireopal* (237)</u>	<u>Light Siam Satin (227 SAT)</u>	Tanzanite (539)
<u>Crystal Copper (001 COP)</u>	Fuchsia (502)	<u>Light Topaz (226)</u>	Topaz (203)
<u>Crystal Cosmojet (001 COS)*</u>	<u>Greige (284)</u>	<u>Mint Alabaster Hotfix Transparent** (397 HFT)</u>	Topaz Aurore Boreale (203 AB)
<u>Crystal Dorado (001 DOR)</u>	Hyacinth (236)	<u>Mocca (286)</u>	<u>Vintage Rose (319)</u>
<u>Crystal Golden Shadow (001 GSHA)</u>	<u>Indian Pink (289)</u>	Montana (207)	White Opal (234)
<u>Crystal Hotfix Transparent* (001 HFT)</u>	<u>Indian Siam (327)*</u>	Olivine (228)	<u>White Opal Sky Blue** (234 SBL)</u>
<u>Crystal Meridian Blue (001 MBL)</u>	Jet (280)	<u>Pacific Opal (390)</u>	
<u>Crystal Metallic Blue (001 METBL)</u>	Jet Aurore Boreale (280 AB)	<u>Padparadscha (542)</u>	
<u>Crystal Metallic Light Gold (001 MLGLD)</u>	Jet Hematite (280 HEM)		

Classic Colours: This colour range offers a wide choice of traditional Swarovski crystal colours.

Exclusive Colours: This colour range is offered exclusively by Swarovski.

Slight changes in shades are unavoidable.

* Only available in limited sizes.

** White Opal Sky Blue and Mint Alabaster Hotfix Transparent are only available as special production.

Flat Backs Hotfix

Summary

<<<



2000 M HF
SS 3



2728 M HF
SS 10, 16, 20, 34



2028 M HF
SS 5, 6, 8, 10, 12, 16, 20, 30, 34, 40, 48



2770 M HF
6x3.5, 12x7, 16x9.5 mm



2029 M HF
SS 16, 20, 34



2797 M HF
8x4, 10x5 mm



2035 M HF
6, 10, 14, 20 mm



2080/4 M HF
SS 10, 16, 34



2200 M HF
8x4 mm



2300 M HF
8x4.8 mm



2400 M HF
3, 4 mm



2493 M HF
8, 10, 12, 20 mm



2510 M HF
5x2.5 mm



2555 M HF
8x2.6, 12x4, 15x5 mm



2610 M HF
6x4 mm



2711 M HF
6 mm



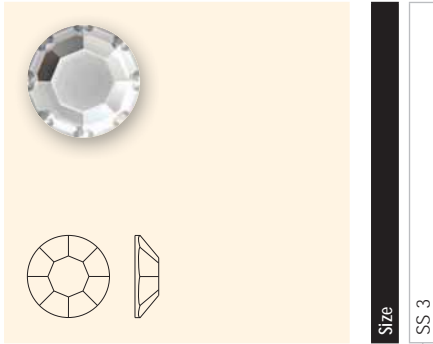
2720 M HF
7.5, 9, 12.5 mm

1 Top View 2 Side View

Flat Backs Hotfix

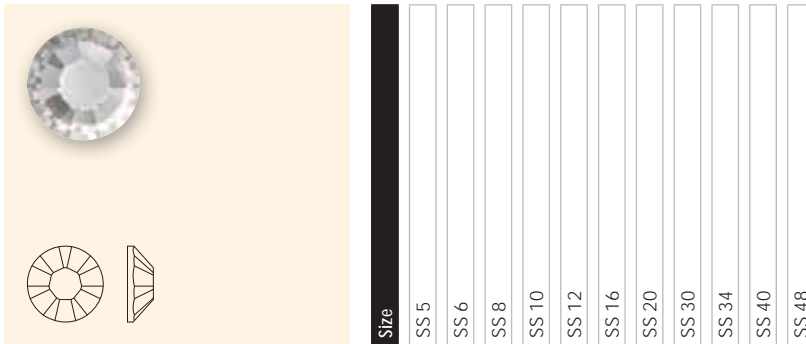
Flat Backs Hotfix

2000 Rose



Colour		Size
	Crystal M HF (001)	SS 3
	Crystal AB M HF (001 AB)	
	Jet M HF (280)	
	Amethyst M HF (204) <i>New!</i>	
	Aquamarine M HF (202)	
	Black Diamond M HF (215)	
	Dark Siam M HF (308) <i>New!</i>	
	Indian Siam M HF (327) <i>New!</i>	
	Jonquil M HF (213) <i>New!</i>	
	Light Colorado Topaz M HF (246)	
	Light Rose M HF (223)	
	Montana M HF (207) <i>New!</i>	
	Peridot M HF (214)	
	Smoked Topaz M HF (220)	

2028 XILION Rose



Colour		Size	SS 5	SS 6	SS 8	SS 10	SS 12	SS 16	SS 20	SS 30	SS 34	SS 40	SS 48
	Crystal M HF (001)		■	■	■	■	■	■	■	■	■	■	■
	Crystal Hotfix Transparent (001 HFT)			■	■	■		■					
	Crystal AB M HF (001 AB)		■	■	■	■	■	■	■	■	■	■	■
	Crystal Copper M HF (001 COP)			■	■	■	■	■	■		■		
	Crystal Cosmojet M HF (001 COS)			■	■	■	■	■					
	Crystal Dorado M HF (001 DOR)			■	■	■	■	■	■		■		
	Crystal Golden Shadow M HF (001 GSHA)			■	■	■	■	■	■		■		
	Crystal Meridian Blue M HF (001 MBL)			■	■	■	■	■	■		■		
	Crystal Metallic Blue M HF (001 METBL)			■	■	■	■	■	■		■		
	Crystal Metallic Light Gold M HF (001 MLGLD)			■	■	■	■	■	■		■		
	Crystal Moonlight M HF (001 MOL)			■	■	■	■	■	■		■		

Flat Backs Hotfix

2028		Size	SS 5	SS 6	SS 8	SS 10	SS 12	SS 16	SS 20	SS 30	SS 34	SS 40	SS 48
Colour													
Crystal Red Magma M HF (001 REDM) <i>New!</i>			■	■	■	■	■	■	■	■	■		
Crystal Sage M HF (001 SAG)			■	■	■	■	■	■	■	■	■		
Crystal Silver Shade M HF (001 SSHA)			■	■	■	■	■	■	■	■	■		
Crystal Tabac M HF (001 TAB)			■	■	■	■	■	■	■	■	■		
Crystal Transmission HFT (001 TRA HFT)			■	■	■	■	■	■	■	■	■		
Crystal Volcano M HF (001 VOL)			■	■	■	■	■	■	■	■	■		
Jet M HF (280)			■	■	■	■	■	■	■	■	■		
Jet AB M HF (280 AB)			■	■	■	■	■	■	■	■	■		
Jet Hematite M HF (280 HEM)			■	■	■	■	■	■	■	■	■		
Jet Nut M HF (280 NUT)				■	■	■	■	■	■	■	■		
Air Blue Opal M HF (285)			■	■	■	■	■	■	■	■	■		
Amethyst M HF (204)			■	■	■	■	■	■	■	■	■		
Aquamarine M HF (202)			■	■	■	■	■	■	■	■	■		
Black Diamond M HF (215)			■	■	■	■	■	■	■	■	■		
Blue Zircon M HF (229)			■	■	■	■	■	■	■	■	■		
Blue Zircon Satin M HF (229 SAT)				■	■	■	■	■	■	■	■		
Burgundy M HF (515)				■	■	■	■	■	■	■	■		
Capri Blue M HF (243)			■	■	■	■	■	■	■	■	■		
Caribbean Blue Opal M HF (394)				■	■	■	■	■	■	■	■		
Chalkwhite M HF (279)				■	■	■	■	■	■	■	■		
Chrysolite M HF (238)				■	■	■	■	■	■	■	■		
Citrine M HF (249)				■	■	■	■	■	■	■	■		
Cobalt M HF (369)				■	■	■	■	■	■	■	■		
Cyclamen Opal M HF (398)				■	■	■	■	■	■	■	■		
Dark Indigo M HF (288)			■	■	■	■	■	■	■	■	■		
Dark Siam M HF (308)				■	■	■	■	■	■	■	■		
Emerald M HF (205)			■	■	■	■	■	■	■	■	■		
Erinite M HF (360)				■	■	■	■	■	■	■	■		
Fern Green M HF (291)				■	■	■	■	■	■	■	■		
Fireopal M HF (237)					■	■	■	■	■	■	■		
Fuchsia M HF (502)			■	■	■	■	■	■	■	■	■		
Greige M HF (284)				■	■	■	■	■	■	■	■		
Hyacinth M HF (236)			■	■	■	■	■	■	■	■	■		
Indian Pink M HF (289)			■	■	■	■	■	■	■	■	■		
Indian Siam M HF (327) <i>New!</i>				■	■	■	■	■	■	■	■		
Jonquil M HF (213)			■	■	■	■	■	■	■	■	■		
Jonquil AB M HF (213 AB)			■	■	■	■	■	■	■	■	■		
Jonquil Satin M HF (213 SAT)				■	■	■	■	■	■	■	■		
Khaki M HF (550)				■	■	■	■	■	■	■	■		

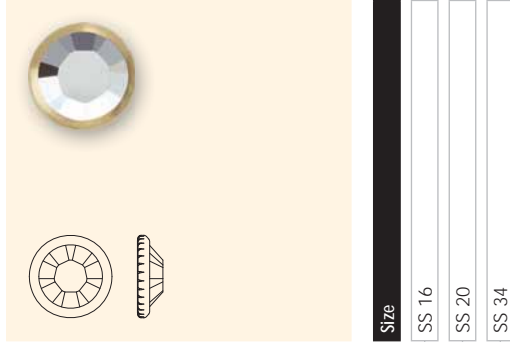
Flat Backs Hotfix

Flat Backs Hotfix

2028		Size	SS 5	SS 6	SS 8	SS 10	SS 12	SS 16	SS 20	SS 30	SS 34	SS 40	SS 48
Colour													
Light Amethyst M HF (212)			■	■	■	■	■	■	■	■	■	■	
Light Colorado Topaz M HF (246)			■	■	■	■	■	■	■	■	■	■	
Light Grey Opal M HF (383)				■	■	■	■	■	■	■	■	■	
Light Peach M HF (362)				■	■	■	■	■	■	■	■	■	
Light Rose M HF (223)			■	■	■	■	■	■	■	■	■	■	
Light Rose AB M HF (223 AB)				■	■	■	■	■	■	■	■	■	
Light Sapphire M HF (211)			■	■	■	■	■	■	■	■	■	■	
Light Siam M HF (227)			■	■	■	■	■	■	■	■	■	■	
Light Siam AB M HF (227 AB)			■	■	■	■	■	■	■	■	■	■	
Light Siam Satin M HF (227 SAT)				■	■	■	■	■	■	■	■	■	
Light Topaz M HF (226)				■	■	■	■	■	■	■	■	■	
Mocca M HF (286)				■	■	■	■	■	■	■	■	■	
Montana M HF (207)			■	■	■	■	■	■	■	■	■	■	
Olivine M HF (228)			■	■	■	■	■	■	■	■	■	■	
Pacific Opal M HF (390)				■	■	■	■	■	■	■	■	■	
Padparadscha M HF (542)				■	■	■	■	■	■	■	■	■	
Palace Green Opal M HF (393)				■	■	■	■	■	■	■	■	■	
Peridot M HF (214)			■	■	■	■	■	■	■	■	■	■	
Provence Lavender M HF (283)				■	■	■	■	■	■	■	■	■	
Purple Velvet M HF (277)				■	■	■	■	■	■	■	■	■	
Rose M HF (209)			■	■	■	■	■	■	■	■	■	■	
Ruby M HF (501)			■	■	■	■	■	■	■	■	■	■	
Sand Opal M HF (287)					■	■	■	■	■	■	■	■	
Sapphire M HF (206)			■	■	■	■	■	■	■	■	■	■	
Sapphire Satin M HF (206 SAT)				■	■	■	■	■	■	■	■	■	
Siam M HF (208)			■	■	■	■	■	■	■	■	■	■	
Silk M HF (391)				■	■	■	■	■	■	■	■	■	
Smoked Topaz M HF (220)			■	■	■	■	■	■	■	■	■	■	
Smoked Topaz Satin M HF (220 SAT)				■	■	■	■	■	■	■	■	■	
Sun M HF (248)				■	■	■	■	■	■	■	■	■	
Tanzanite M HF (539)				■	■	■	■	■	■	■	■	■	
Topaz M HF (203)			■	■	■	■	■	■	■	■	■	■	
Topaz AB M HF (203 AB)			■	■	■	■	■	■	■	■	■	■	
Vintage Rose M HF (319)				■	■	■	■	■	■	■	■	■	
White Opal M HF (234)				■	■	■	■	■	■	■	■	■	


Flat Backs Hotfix

2029 Ringed XILION Rose




Colour	SS 16	SS 20	SS 34
Crystal Gold-R M HF (001)	■	■	■
Crystal Silver-R M HF (001)	■	■	■
Crystal AB Gold-R M HF (001 AB)	■	■	■
Crystal AB Silver-R M HF (001 AB)	■	■	■
Jet Gold-R M HF (280)	■	■	■
Jet Silver-R M HF (280)	■	■	■
Jet Hematite Gold-R M HF (280 HEM)	■	■	■
Jet Hematite Silver-R M HF (280 HEM)	■	■	■

2035 Chessboard Circle Flat Back



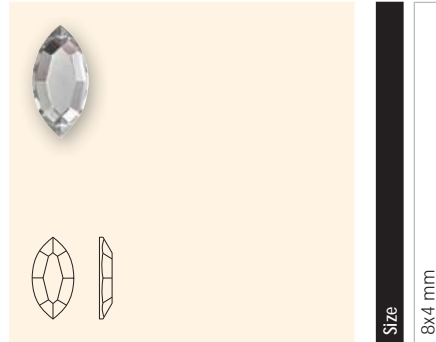
Colour	6 mm	10 mm	14 mm	20 mm
Crystal M HF (001)	■	■	■	■
Crystal AB M HF (001 AB)	■	■	■	■
Crystal Dorado M HF (001 DOR)	■	■	■	■
Crystal Golden Shadow M HF (001 GSHA)	■	■	■	■
Crystal Red Magma M HF (001 REDM)	■	■	■	■
Crystal Silver Shade M HF (001 SSHA)	■	■	■	■
Jet M HF (280)	■	■	■	■
Aquamarine M HF (202)	■	■	■	■
Black Diamond M HF (215)	■	■	■	■
Peridot M HF (214)	■	■	■	■
Topaz M HF (203)	■	■	■	■

2080/4 Cabochon Round



Colour	SS 10	SS 16	SS 34
Crystal Frosted M HF (001 FRO)	■	■	■
Crystal Frosted AB M HF (001 FRO AB)	■	■	■
Jet M HF (280)	■	■	■
Jet Hematite M HF (280 HEM)	■	■	■
Crystal Creampearl M HF (001 CMPRL)	■	■	■
Crystal Nacre M HF (001 NACRE)	■	■	■

2200 Navette Flat Back

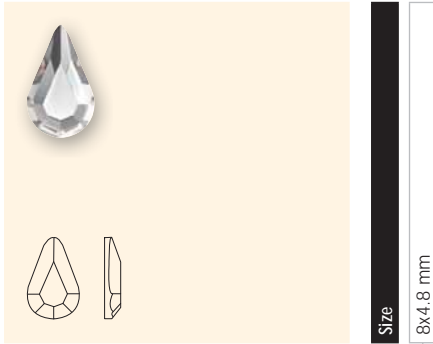


Colour	8x4 mm
Crystal M HF (001)	■
Crystal AB M HF (001 AB)	■
Jet M HF (280)	■
Jet Hematite M HF (280 HEM)	■

Flat Backs Hotfix

Flat Backs Hotfix

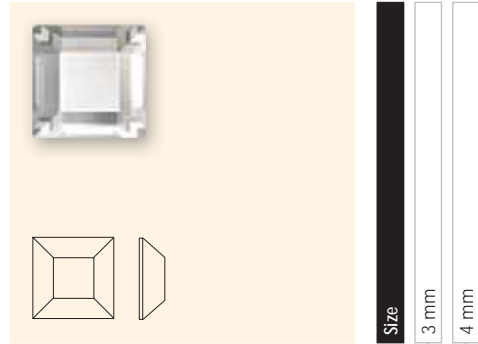
2300 Drop Flat Back



Size
8x4.8 mm

- Colour**
- Crystal M HF (001)
 - Crystal AB M HF (001 AB)
 - Jet M HF (280)
 - Jet Hematite M HF (280 HEM)

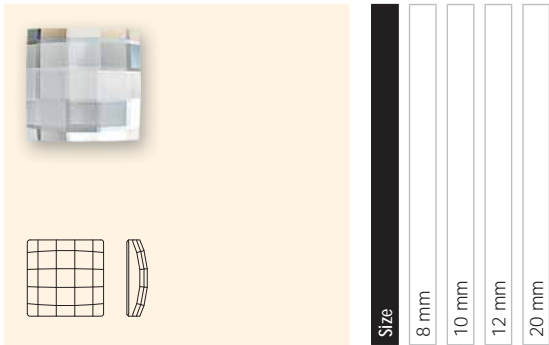
2400 Square Flat Back



Size
3 mm
4 mm

- Colour**
- Crystal M HF (001)
 - Crystal AB M HF (001 AB)
 - Crystal Copper M HF (001 COP)
 - Crystal Golden Shadow M HF (001 GSHA)
 - Crystal Silver Shade M HF (001 SSHA)
 - Jet M HF (280)
 - Jet Hematite M HF (280 HEM)
 - Aquamarine M HF (202)
 - Light Rose M HF (223)
 - Light Siam M HF (227)

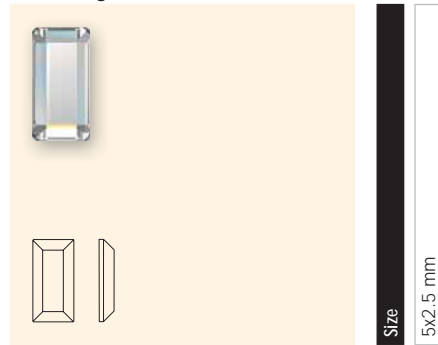
2493 Chessboard Flat Back



Size
8 mm
10 mm
12 mm
20 mm

- Colour**
- Crystal M HF (001)
 - Crystal AB M HF (001 AB)
 - Crystal Copper M HF (001 COP)
 - Crystal Golden Shadow M HF (001 GSHA)
 - Crystal Silver Shade M HF (001 SSHA)
 - Jet M HF (280)
 - Aquamarine M HF (202)
 - Black Diamond M HF (215)
 - Light Rose M HF (223)
 - Light Siam M HF (227)

2510 Baguette Flat Back

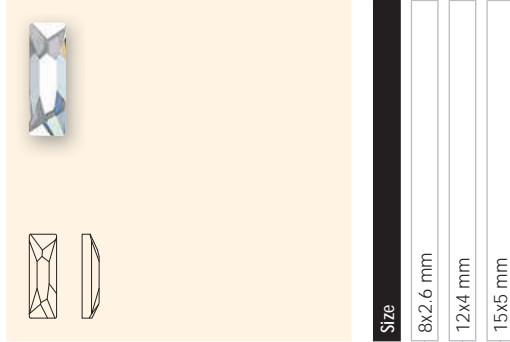


Size
5x2.5 mm

- Colour**
- Crystal M HF (001)
 - Crystal AB M HF (001 AB)
 - Jet M HF (280)
 - Jet Hematite M HF (280 HEM)

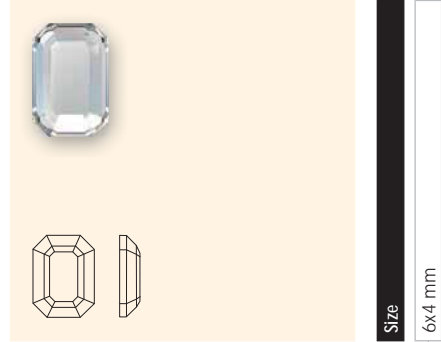
Flat Backs Hotfix

2555 Cosmic Baguette Flat Back




Colour		8x2.6 mm	12x4 mm	15x5 mm
	Crystal M HF (001)	■	■	■
	Crystal AB M HF (001 AB)	■	■	■
	Crystal Copper M HF (001 COP)	■	■	■
	Crystal Golden Shadow M HF (001 GSHA)	■	■	■
	Crystal Silver Shade M HF (001 SSHA)	■	■	■
	Jet M HF (280)	■	■	■
	Aquamarine M HF (202)	■	■	■
	Light Rose M HF (223)	■	■	■
	Light Siam M HF (227)	■	■	■

2610 Rectangle Flat Back



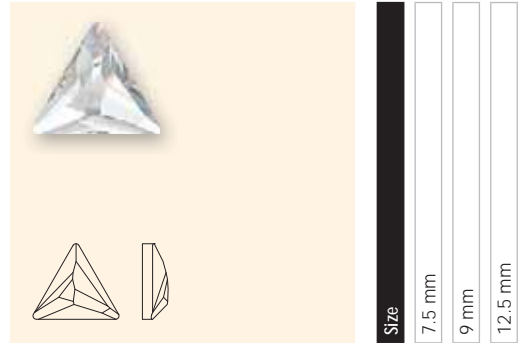
Colour		6x4 mm
	Crystal M HF (001)	■
	Crystal AB M HF (001 AB)	■
	Jet M HF (280)	■
	Jet Hematite M HF (280 HEM)	■

2711 Triangle Flat Back



Colour		6 mm
	Crystal M HF (001)	■
	Crystal AB M HF (001 AB)	■
	Jet M HF (280)	■
	Jet Hematite M HF (280 HEM)	■

2720 Cosmic Delta Flat Back

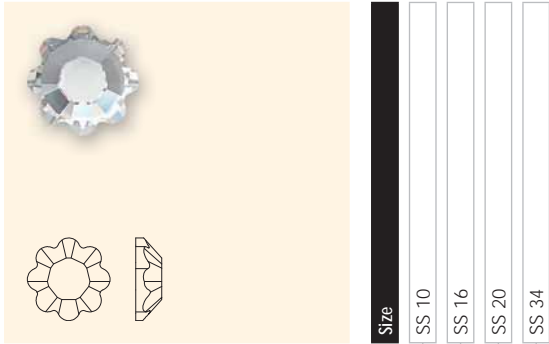


Colour		7.5 mm	9 mm	12.5 mm
	Crystal M HF (001)	■	■	■
	Crystal AB M HF (001 AB)	■	■	■
	Crystal Copper M HF (001 COP)	■	■	■
	Crystal Golden Shadow M HF (001 GSHA)	■	■	■
	Crystal Silver Shade M HF (001 SSHA)	■	■	■
	Jet M HF (280)	■	■	■
	Aquamarine M HF (202)	■	■	■
	Light Rose M HF (223)	■	■	■
	Light Siam M HF (227)	■	■	■
	Smoked Topaz M HF (220)	■	■	■

Flat Backs Hotfix


Flat Backs Hotfix

2728 Marguerite Flat Back



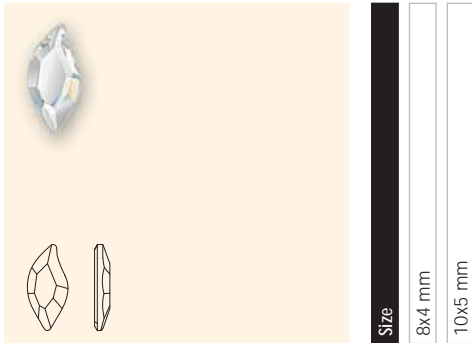
Colour	SS 10	SS 16	SS 20	SS 34
Crystal M HF (001)	■	■	■	■
Crystal AB M HF (001 AB)	■	■	■	■

2770 Wing Flat Back



Colour	6x3.5 mm	12x7 mm	16x9.5 mm
Crystal M HF (001)	■	■	■
Crystal AB M HF (001 AB)	■	■	■
Crystal Copper M HF (001 COP)	■	■	■
Crystal Golden Shadow M HF (001 GSHA)	■	■	■
Crystal Silver Shade M HF (001 SSHA)	■	■	■
Jet M HF (280)	■	■	■
Aquamarine M HF (202)	■	■	■
Black Diamond M HF (215)	■	■	■
Light Amethyst M HF (212)	■	■	■
Light Rose M HF (223)	■	■	■
Light Siam M HF (227)	■	■	■
Light Topaz M HF (226)	■	■	■
Provence Lavender M HF (283)	■	■	■
Smoked Topaz M HF (220)	■	■	■

2797 Diamond Leaf Flat Back



Colour	8x4 mm	10x5 mm
Crystal M HF (001)	■	■
Crystal AB M HF (001 AB)	■	■
Crystal Copper M HF (001 COP)	■	■
Crystal Golden Shadow M HF (001 GSHA)	■	■
Crystal Silver Shade M HF (001 SSHA)	■	■
Jet M HF (280)	■	■
Jet Nut M HF (280 NUT)	■	■
Aquamarine M HF (202)	■	■
Light Amethyst M HF (212)	■	■
Light Rose M HF (223)	■	■
Light Siam M HF (227)	■	■
Light Topaz M HF (226)	■	■
Mocca M HF (286)	■	■
Olivine M HF (228)	■	■

Flat Backs Hotfix

Product Details

<<<

Article Size	Packing Unit = Minimum Order Quantity in Pieces	Average Net Weight in Gram per Packing Unit Crystal (001)	Average Gross Weight in Gram per Packing Unit Crystal (001)
2000 M HF			
SS 3	1,440	1.8	12.7
2028 M HF			
SS 5	1,440	4.5	15.0
SS 6	1,440	6.9	17.3
SS 8	1,440	8.6	20.0
SS 10	1,440	15.0	24.4
SS 12	1,440	20.0	30.7
SS 16	1,440	44.4	48.9
SS 20	1,440	75.0	80.5
SS 30	360	47.7	56.2
SS 34	144	24.3	34.4
SS 40	144	44.3	55.2
SS 48	72	41.6	52.7
2029 M HF			
SS 16	1,440	82.2	93.4
SS 20	1,440	119.4	130.8
SS 34	144	23.7	34.6
2035 M HF			
6 mm	360	27.1	34.8
10 mm	192	56.2	88.0
14 mm	96	88.4	109.9
20 mm	40	82.0	121.4
2080/4 M HF			
SS 10	1,440	17.1	28.3
SS 16	1,440	43.4	54.9
SS 34	144	23.2	34.1
2200 M HF			
8x4 mm	360	24.8	35.8
2300 M HF			
8x4.8 mm	360	41.9	51.0
2400 M HF			
3 mm	1,440	25.3	36.8
4 mm	720	30.0	41.0
2493 M HF			
8 mm	216	72.3	91.8
10 mm	144	84.4	106.1
12 mm	96	96.4	127.8
20 mm	24	108.5	137.9
2510 M HF			
5x2.5 mm	720	23.2	32.3
2555 M HF			
8x2.6 mm	240	18.4	27.5
12x4 mm	144	28.8	37.9
15x5 mm	72	28.9	46.0
2610 M HF			
6x4 mm	360	23.5	34.3
2711 M HF			
6 mm	360	29.7	40.7

Flat Backs Hotfix

Flat Backs Hotfix

Article Size	Packing Unit = Minimum Order Quantity in Pieces	Average Net Weight in Gram per Packing Unit Crystal (001)	Average Gross Weight in Gram per Packing Unit Crystal (001)
2720 M HF			
7.5 mm	240	27.9	37.0
9 mm	180	45.1	54.2
12.5 mm	144	71.1	87.1
2728 M HF			
SS 10	1,440	14.1	24.6
SS 16	1,440	38.0	48.8
SS 20	1,440	65.7	76.5
SS 34	144	26.5	37.5
2770 M HF			
6x3.5 mm	1,440	60.3	70.3
12x7 mm	192	49.8	98.4
16x9.5 mm	72	48.8	77.7
2797 M HF			
8x4 mm	240	14.9	24.0
10x5 mm	180	23.4	32.6

Photography: Christoph Sagel, Robert Striegl
Content is subject to change without notice. Errors and misprints excepted.
SWAROVSKI AG · P.O. Box 567 · 9495 Triesen · Liechtenstein

© 2010 Swarovski AG. All rights reserved. Partial or total publication, transmission, copy or other duplication of texts, graphics, pictures etc. which are to be found in this publication is forbidden without special consent by Swarovski AG.